

Help Document- Logging in to your new School email account

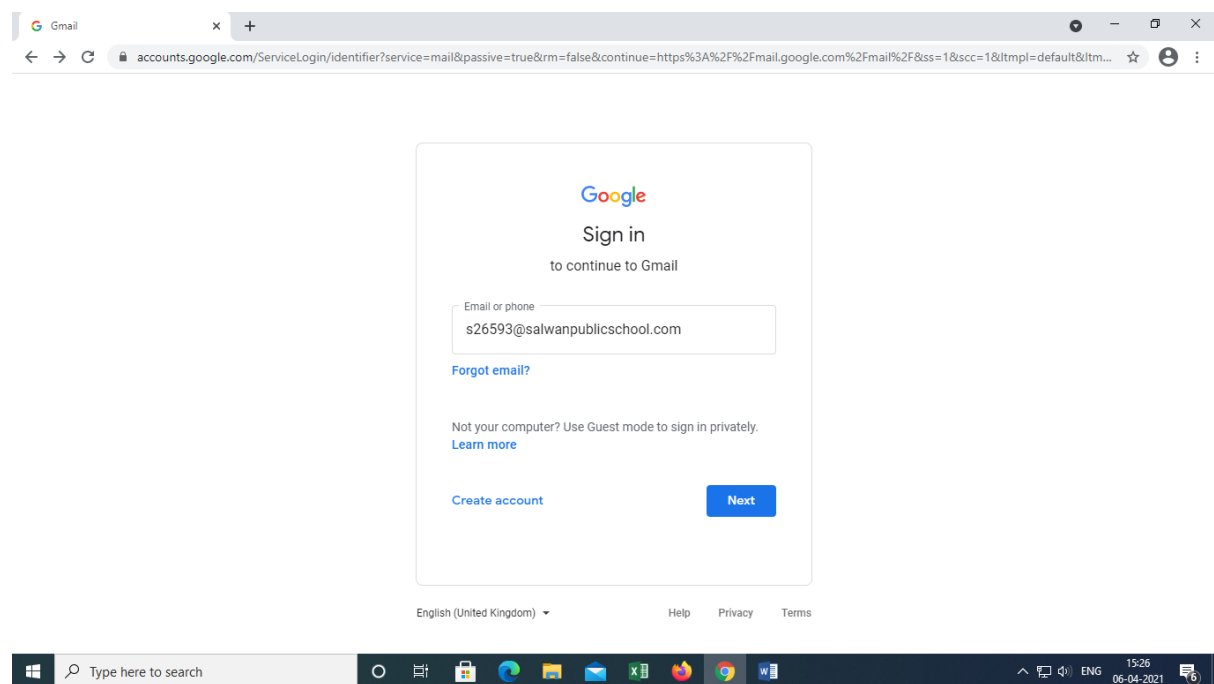
For Student the Email id Nomenclature are S **ADMISSION NO@SALWANPUBLICSCHOOL.COM**

Student Name	Admission No.	Gmail id Username for Gsuite
Aadhvika Rajput	26001	s26001@salwanpublicschool.com
Swapnil Bansiwala	23497	s23497@salwanpublicschool.com

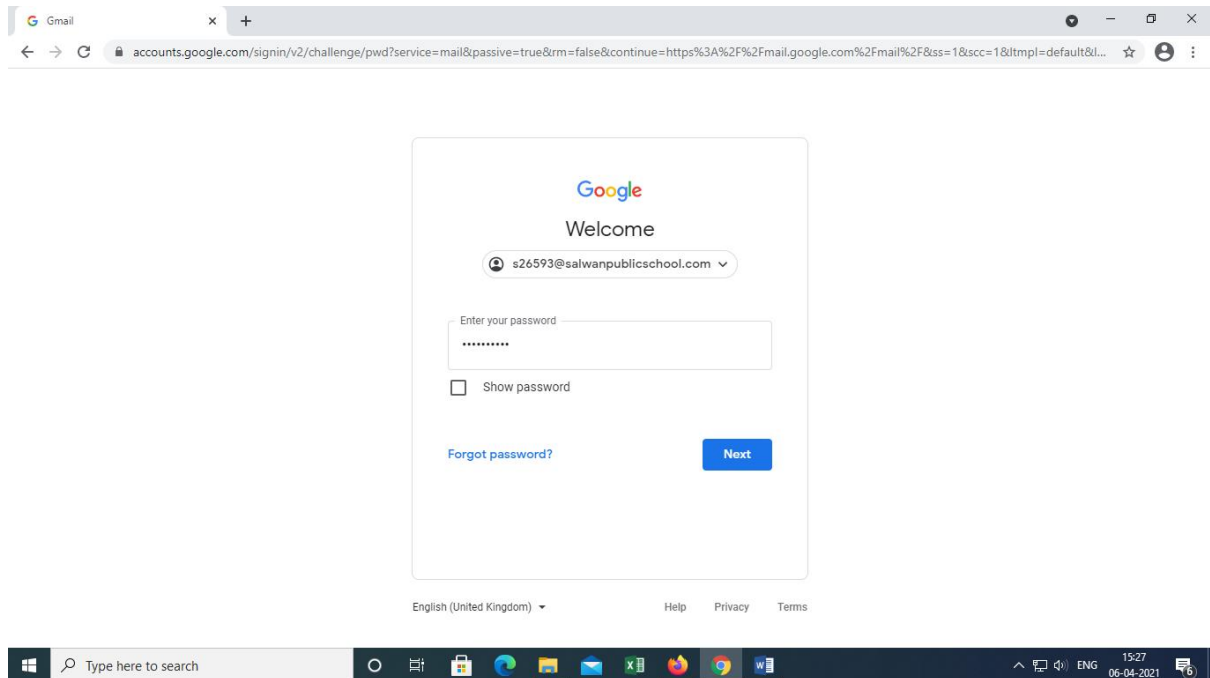
Note: - The First time login Password is same for everyone is Salwan@123 "user must change password at the next logon". Student can send email within domain only.

Steps:

1. Visit Gmail.com/ accounts.google.com to sign in
2. Enter your newly issued official email id @salwanpublicschool.com and click on Next

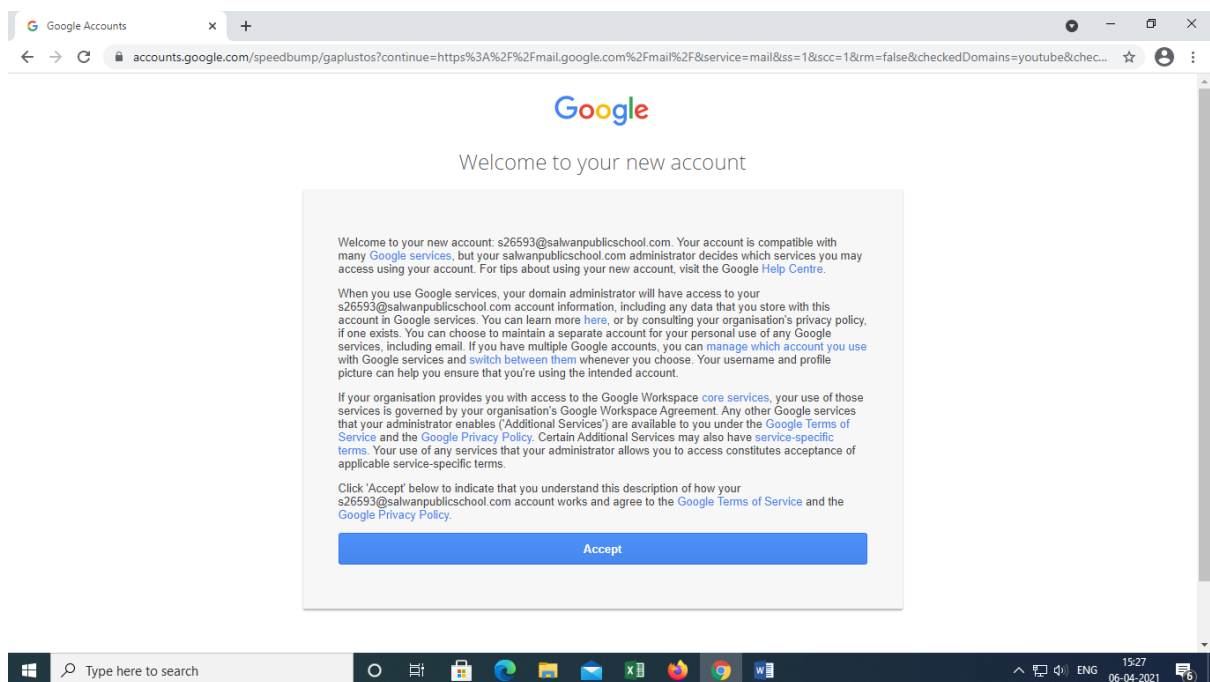


3. Enter the password as Salwan@123 and click on Next



The screenshot shows a web browser window with the URL `accounts.google.com/signin/v2/challenge/pwd?service=mail&passive=true&rm=false&continue=https%3A%2F%2Fmail.google.com%2Fmail%2F&ss=1&sc=1&html=default&l...`. The page displays the Google logo and a "Welcome" message. Below this, there is a dropdown menu showing the email address `s26593@salwanpublicschool.com`. A password entry field is present with the text "Enter your password" and a masked password `*****`. A checkbox labeled "Show password" is located below the password field. A link for "Forgot password?" is on the left, and a blue "Next" button is on the right. At the bottom of the page, there are links for "English (United Kingdom)", "Help", "Privacy", and "Terms". The Windows taskbar at the bottom shows the search bar and various application icons, with the system clock indicating 15:27 on 06-04-2021.

4. Click on Accept



The screenshot shows a web browser window with the URL `accounts.google.com/speedbump/gaplustos?continue=https%3A%2F%2Fmail.google.com%2Fmail%2F&service=mail&ss=1&sc=1&rm=false&checkedDomains=youtube&chec...`. The page displays the Google logo and a "Welcome to your new account" message. Below this, there is a large text block containing the following information:

Welcome to your new account: s26593@salwanpublicschool.com. Your account is compatible with many [Google services](#), but your salwanpublicschool.com administrator decides which services you may access using your account. For tips about using your new account, visit the [Google Help Centre](#).

When you use Google services, your domain administrator will have access to your s26593@salwanpublicschool.com account information, including any data that you store with this account in Google services. You can learn more [here](#), or by consulting your organisation's privacy policy, if one exists. You can choose to maintain a separate account for your personal use of any Google services, including email. If you have multiple Google accounts, you can [manage which account you use](#) with Google services and [switch between them](#) whenever you choose. Your username and profile picture can help you ensure that you're using the intended account.

If your organisation provides you with access to the Google Workspace [core services](#), your use of those services is governed by your organisation's Google Workspace Agreement. Any other Google services that your administrator enables ('Additional Services') are available to you under the [Google Terms of Service](#) and the [Google Privacy Policy](#). Certain Additional Services may also have [service-specific terms](#). Your use of any services that your administrator allows you to access constitutes acceptance of applicable service-specific terms.

Click 'Accept' below to indicate that you understand this description of how your s26593@salwanpublicschool.com account works and agree to the [Google Terms of Service](#) and the [Google Privacy Policy](#).

At the bottom of the text block is a large blue "Accept" button. The Windows taskbar at the bottom shows the search bar and various application icons, with the system clock indicating 15:27 on 06-04-2021.

5. On the next screen you will be asked to create a new password...

Change Password

accounts.google.com/speedbump/changepassword?continue=https%3A%2F%2Fmail.google.com%2Fmail%2F&service=mail&ss=1&sc=1&rm=false&checkedDomains=youtub...

Google

Change password for
s26593@salwanpublicschool.com

[Find out more about choosing a smart password](#)

Create a new, strong password that you don't use for other websites

Create password

Confirm password

Change password

6. Click on change password....it's done. You are now logged into your new email account.

Inbox (2) - s26593@salwanpublicschool.com

mail.google.com/mail/u/0/#inbox

Gmail

Search mail

Compose

Mail

Inbox 2

Starred

Snoozed

Sent

Drafts

More

Get started with Gmail

Customise your inbox

Set a signature

Gmail Team

Tips for using your new inbox - Welcome to your inbox Find emails fast W

Gmail Team

Get the official Gmail app - Get the official Gmail app The best features of

Using 0 GB

Programme Policies

Powered by Google

This account is managed by salwanpublicschool.com. [Learn more](#)

Devanshi Sarswat

s26593@salwanpublicschool.com

Manage your Google Account

Add another account

Sign out

Privacy Policy · Terms of Service